

haydock 
gardenbuildings

Summer Houses

Price List
October 2024

Updated 01/03/2024

WA11 9SE

Telephone 01942 727759



DEVON CONTEMPORARY PENT



	8' Wide Building			10' Wide Building		
	8' Wide	8' Wide Install	Bearers 8' Front	10' Wide	10' Wide Install	Bearers 10' Front
4' Deep	£1055.00	£125.00	£45.00	£1260.00	£170.00	£50.00
5' Deep	£1135.00	£125.00	£50.00	£1370.00	£170.00	£55.00
6' Deep	£1215.00	£125.00	£54.00	£1475.00	£170.00	£60.00
8' Deep	£1295.00	£125.00	£74.00	£1580.00	£170.00	£80.00
10' Deep	£1375.00	£125.00	£80.00	£1685.00	£170.00	£107.00

Toughened glass as standard. This building comes with two side windows each side as standard. Except 4' Deep Model.

Ornate Hinges as Standard, Press lock fitted. Barrel Board + 15%. Tanalised + 10%

DEVON PENT

SIZE D x W	Standard	Tanalised	Install Option	BEARERS (Per Shed)
4 x 8	£815.00	£896.00	£125.00	£45.00
5 x 8	£876.00	£963.00	£125.00	£50.00
6 x 8	£932.00	£1025.00	£125.00	£54.00
8 x 8	£1117.00	£1228.00	£125.00	£74.00
4 x 10	£1000.00	£1100.00	£170.00	£50.00
5 x 10	£1056.00	£1161.00	£170.00	£55.00
6 x 10	£1102.00	£1212.00	£170.00	£60.00
8 x 10	£1240.00	£1364.00	£170.00	£80.00



The 2 side windows are Extras

Press Lock, Galvanised Hinges, 1' Roof Overhang to Front as Standard.

Side windows £50.00 each, Opening Side windows £60.00 each, Antique hinges £40.00.

Optional Georgian Windows + £25.00 per window. Optional Georgian Style Front + £100.00.

6' Eaves 6'10" Ridge. 2 x 1.25 Framework, Barrel Board + 15%



THE DEVON COMBI

SIZE D x W	Standard	
8 x 8	Devon Contemporary Pent	£1295.00
8 x 6	Shed with single door	£870.00
8 x 6	Open Front Shelter	£739.00
	Antique Shed Hinges	£20.00
8 x 20	Delivered Only	£2924.00
	INSTALL OPTION	£250.00
Total	Delivered & Installed	£3174.00

Available in Tanalised Timber Add 10%

Serving Hatch Available Add £140.00. Thicker Cladding Available

You Choose the Combi to suit your needs. We can price it for you.

DEVON CONTEMPORARY APEX



	8' Wide Buildings			10' Wide Buildings		
	8' Wide	8' Wide Install	Bearers 8' Front	10' Wide	10' Wide Install	Bearers 10' Front
4' Deep	£1145.00	£125.00	£45.00	£1355.00	£170.00	£50.00
5' Deep	£1230.00	£125.00	£50.00	£1460.00	£170.00	£55.00
6' Deep	£1310.00	£125.00	£54.00	£1560.00	£170.00	£60.00
8' Deep	£1385.00	£125.00	£74.00	£1660.00	£170.00	£80.00
10' Deep	£1550.00	£125.00	£80.00	£1760.00	£170.00	£107.00

Toughened Glass as standard. This building comes with two side windows each side as standard except 4' Deep Model with one window on each side.
Tanalised + 10%. Barrel Board + 15%

THE DEVON APEX

SIZE D x W	Standard	Tanalised	Install Option	Bearers Per Shed
4 x 8	£917.00	£1008.00	£125.00	£45.00
5 x 8	£963.00	£1059.00	£125.00	£50.00
6 x 8	£1015.00	£1116.00	£125.00	£54.00
8 x 8	£1154.00	£1269.00	£125.00	£74.00
10 x 8	£1271.00	£1398.00	£125.00	£80.00
Optional Verandah				
8' Wide x 2' Deep £162.00. Tanalised £178.00				
8' Wide x 3' Deep £246.00 Tanalised £270.00				



Press Lock & Galvanised Hinges as Standard. (No Handle)
Side windows £50.00 each, Opener £60.00 each
Optional Georgian Windows + £25.00 per window.
Optional Georgian Style Front £100.00.
Antique Hinges £40.00. Barrel Board + 15%



Height 6' Eaves 7'5" Ridge

Metropolitan Contemporary Pent Combo



The beauty of a summerhouse combined with the practicality of an integrated shed.
(The Shed is not accessible from the inside)



12' Wide x 8' Deep
Shed 4' Wide x 8' Deep £960.00
S.house 8' Wide x 8' Deep £1665.00

Mix & Match, You decide
Bigger Sheds are available
Bigger summerhouses are available

Total £2625.00 Delivered & Erected

(Within our suppliers area - Please enquire)

Pennine Hobbyhouse



Sizes & Prices *WITHOUT* a Verandah

OPTIONAL EXTRAS			
Opening Window	£ 50.00	Double Doors	£ 44.00
Door & a Half	£ 39.00	Stable Door Upgrade	£ 50.00
Offsetting & Window	N/A	3' Wide Door Upgrade	£ 28.00
Extra Standard Door	£ 75.00	Barrel Board	+ 15%

Height 6'5" Eaves Low Pitch Roof
2x2 (Nominal) Framing, Lock & Key Included

SIZE D x W	Delivered		Install Option	BEARERS (Per Shed)
	Standard	Tanalised		
5 x 7	£815.00	£896.00	£ 85.00	£ 45.00
6 x 8	£917.00	£1008.00	£ 85.00	£ 54.00
8 x 8	£1107.00	£1218.00	£125.00	£ 74.00
6 x 10	£1107.00	£1218.00	£ 85.00	£ 60.00
8 x 10	£1338.00	£1471.00	£ 125.00	£ 80.00
10 x 10	£1662.00	£1828.00	£225.00	£ 107.00
6 x 12	£1354.00	£1489.00	£125.00	£ 70.00
8 x 12	£1523.00	£1675.00	£125.00	£ 95.00
Optional Verandah				
	Standard	Tanalised		
8' wide x 2' deep	£185.00	£203.00		
8' wide x 3' deep	£255.00	£280.00		
10' wide x 2' deep	£272.00	£299.00		
10' wide x 3' deep	£322.00	£354.00		
12' wide x 2' deep	£337.00	£370.00		
12' wide x 3' deep	£409.00	£450.00		

ANOTHER EXAMPLE, MIX & MATCH CONTEMPORARY DEVON PENT COMBI



D x W					
8 x 8	Devon Contemporary Pent	£1295.00	Antique Shed Hinges		£20.00
8 x 8	Open Shelter	£985.00	8 x 20	Delivered Only	£3020.00
8 x 4	Shed	£580.00	INSTALL OPTION		£250.00
Bar Hatch		£140.00	TOTAL		£3270.00

Cheshire Traditional



SIZE D x W	Delivered		Install Option	BEARERS (Per Shed)
	Standard	Tanalised		
6 x 8	£1354.00	£1489.00	£ 125.00	£ 54.00
8 x 8	£1579.00	£1737.00	£ 125.00	£ 74.00
10 x 8	£1847.00	£2031.00	£ 125.00	£ 80.00
6 x 10	£1641.00	£1805.00	£ 170.00	£ 60.00
8 x 10	£1949.00	£2143.00	£ 170.00	£ 80.00
10 x 10	£2293.00	£2522.00	£ 170.00	£ 107.00
6'4" Eaves, 7'8" Ridge. 2 x 2 (Nom) Framing				
Optional Verandah				
	Standard	Tanalised		
8' wide x 2' deep	£185.00	£203.00		
8' wide x 3' deep	£255.00	£280.00		
10' wide x 2' deep	£272.00	£299.00		
10' wide x 3' deep	£322.00	£354.00		

Cheshire Georgian



SIZE D x W	Delivered		Install Option	BEARERS (Per Shed)
	Standard	Tanalised		
6 x 8	£1410.00	£1551.00	£ 125.00	£ 54.00
8 x 8	£1610.00	£1771.00	£ 125.00	£ 74.00
10 x 8	£1918.00	£2110.00	£ 125.00	£ 80.00
6 x 10	£1677.00	£1845.00	£ 170.00	£ 60.00
8 x 10	£2000.00	£2200.00	£ 170.00	£ 80.00
10 x 10	£2257.00	£2483.00	£ 170.00	£ 107.00
6'4" Eaves, 7'8" Ridge. 2 x 2 (Nom) Framing				
Optional Verandah				
	Standard	Tanalised		
8' wide x 2' deep	£185.00	£203.00		
8' wide x 3' deep	£255.00	£280.00		
10' wide x 2' deep	£272.00	£299.00		
10' wide x 3' deep	£322.00	£354.00		

On Both The Georgian And Traditional Summerhouses Both Are Available in Barrel Board Cladding + 15%

PL Georgian Cornerhouse

SIZE D x W	Delivered		Install Option	BEARERS (Per Shed)
	Standard	Tanalised		
6 x 6	£1246.00	£1371.00	£ 125.00	£ 45.00
7 x 7	£1425.00	£1567.00	£ 125.00	£ 50.00
8 x 8	£1600.00	£1760.00	£ 125.00	£ 74.00

Joiner made Georgian Doors Including Antique Hinges,
Mortice Lock & Antique Lever Handle
2 x Georgian Opening Windows
2 x 2 (Nom) Framing, 6' Eaves, 6'8" Ridge



Metropolitan Lugano Without Verandah



SIZE D x W	Delivered & Erected	SIZE D x W	Delivered & Erected
5 x 8	£1225.00	5 x 10	£1640.00
6 x 8	£1240.00	6 x 10	£1655.00
8 x 8	£1475.00	8 x 10	£1970.00
10 x 8	£1725.00	10 x 10	£2135.00
12 x 8	£2065.00	12 x 10	£2480.00
14 x 8	£2410.00	14 x 10	£2900.00
16 x 8	£2760.00	16 x 10	£3305.00
2'6" Verandah	£355.00	2'6" Verandah	£475.00

Height Eaves 6', Ridge 7'5"

OPTIONAL EXTRAS

Opening Window	£ 90.00	Barrel Board	+ 25%
Leaded Glass	P.O.A.	Flower Boxes	Inc

Metropolitan Supreme Without Verandah



SIZE D x W	Delivered & Erected	SIZE D x W	Delivered & Erected
5 x 8	£1295.00	5 x 10	£1740.00
6 x 8	£1345.00	6 x 10	£1765.00
8 x 8	£1535.00	8 x 10	£2150.00
10 x 8	£1710.00	10 x 10	£2240.00
12 x 8	£2055.00	12 x 10	£3360.00
14 x 8	£2400.00	14 x 10	£3920.00
16 x 8	£2735.00	16 x 10	£4480.00
2'6" Verandah	£355.00	2'6" Verandah	£475.00


Height Eaves 6', Ridge 7'5"

OPTIONAL EXTRAS

Extra Opening Side Window	£ 210.00	Barrel Board	+ 25%
Extra Fixed Side Window	£ 120.00	Opening Window	£90 .00

The Country Cabin (PL)



SIZE D x W	Ship Lap (12mm)	Barrel Board (16mm)	Scandi Board (19mm)	Install Option	TIMBER BEARERS (Per Shed)
6 x 8	£1061.00	£1231.00	£1348.00	£85.00	£54.00
8 x 8	£1240.00	£1456.00	£1579.00	£125.00	£74.00
10 x 8	£1523.00	£1677.00	£1779.00	£125.00	£80.00
6 x 10	£1425.00	£1625.00	£1749.00	£85.00	£60.00
8 x 10	£1610.00	£1862.00	£2031.00	£125.00	£80.00
Optional Verandah			Tanalised		
2 x 8	£185.00		10%		
3 x 8	£255.00		10%		
2 x 10	£272.00		10%		
3 x 10	£322.00		10%		

2 x 2 (Nom) Framework, 6' Eaves, Variable Ridge Height,
9 Pane Georgian Opening Front Window. Fixed Side Window (One Side) , Antique Hinges, Hasp & Staple

Metropolitan Valencia

Without Verandah



SIZE D x W	Delivered & Erected	SIZE D x W	Delivered & Erected
5 x 8	£1295.00	5 x 10	£1740.00
6 x 8	£1345.00	6 x 10	£1765.00
8 x 8	£1535.00	8 x 10	£2150.00
10 x 8	£1710.00	10 x 10	£2240.00
12 x 8	£2055.00	12 x 10	£3360.00
14 x 8	£2400.00	14 x 10	£3920.00
16 x 8	£2735.00	16 x 10	£4480.00
2'6" Verandah	£355.00	2'6" Verandah	£475.00

Height Eaves 6', Ridge 7'5"

OPTIONAL EXTRAS			
Opening Side Window	£ 210.00	Barrel Board	+ 25%
Extra Fixed Side Window	£ 120.00	Opening Window	£ 90.00
Leaded Glass	P.O.A.		

Metropolitan Georgian

Without Verandah



SIZE D x W	Delivered & Erected	SIZE D x W	Delivered & Erected
5 x 8	£1375.00	5 x 10	£1860.00
6 x 8	£1405.00	6 x 10	£1905.00
8 x 8	£1650.00	8 x 10	£2225.00
10 x 8	£1875.00	10 x 10	£2355.00
12 x 8	£2245.00	12 x 10	£3535.00
14 x 8	£2620.00	14 x 10	£4125.00
16 x 8	£2995.00	16 x 10	£3910.00
2'6" Verandah	£355.00	2'6" Verandah	£475.00

Height Eaves 6', Ridge 7'5"

OPTIONAL EXTRAS			
Opening Side Window	£ 210.00	Barrel Board	+ 25%
Extra Fixed Side Window	£ 120.00	Opening Window	£ 90.00

Metropolitan Contemporary Cornerhouse

A contemporary cornerhouse that fits snugly into any corner. Double opening glazed doors,
2 x Full Size Windows with Toughened Safety Glass as standard,
Black Ornate handle and hinges as standard.

Stainless steel butt hinges & modern handle (As Shown) £70.00 Extra

SIZE D x W	Delivered & Erected
6 x 6	£1805.00
7 x 7	£2050.00
8 x 8	£2290.00

Also Available with
2 x Half Length opening
windows (replace existing)
(+£240.00)



The Metropolitan Range

Metropolitan Chalet





Sizes Are + 4' Verandah, Included in the Price

SIZE D x W	Delivered & Erected	SIZE D x W	Delivered & Erected
6 x 10	£2460.00	6 x 12	£2945.00
8 x 10	£2770.00	8 x 12	£3140.00
10 x 10	£3170.00	10 x 12	£3550.00
12 x 10	£3645.00	12 x 12	£4010.00

Height Eaves 6'5", Ridge 8' Variable to 8'5"

OPTIONAL EXTRAS			
Opening Window	£ 210.00	Barrel Board	+ 25%

Metropolitan Gazebo



Supplied with Two Railings as Std	8 x 8	10 x 10
Apex Roof (Felt Tiled Roof)	£1890.00	£2340.00
Apex/Pent Roof (Std Felt Roof)	£1260.00	£1575.00
Extra Railing £50.00 Each, Full Panel Side £90		
Price Includes Delivery & Installation		
*** Sizes Quoted Are External Roof Size ***		

Octagonal Summerhouse (TG)



Half Glazed Joinery Made Leaded
Door(s) and Windows or Georgian Timber Style as
Standard..
Please specify Red, Green Black or Grey Slate Roof
Shingles

SIZE D x W	Standard	Tanalised (15mm)	BEARERS (Per Shed)
6 x 6	£2739.00	£3424.00	£42.00
8' x 8'	£3299.00	£4124.00	£68.00
8' x 8'9	£3625.00	£4531.00	£81.00
10' x 10'	£3879.00	£4849.00	£100.00
The above Prices include Delivery & Installation			

CONTEMPORARY APEX



Extra side window £145.00.

Delivered & Erected	8 WIDE	10 WIDE	12 WIDE
5 ft Deep	£1405.00	£1715.00	£1980.00
6 ft Deep	£1420.00	£1740.00	£1995.00
8 ft Deep	£1665.00	£2025.00	£2290.00
10 ft Deep	£1915.00	£2315.00	£2580.00
12 ft Deep	£2135.00	£2625.00	£2900.00
14 ft Deep	£2495.00	£3030.00	£3290.00
16 ft Deep	£2705.00	£3200.00	£3465.00
2'6" Verandah	£355.00	£475.00	£625.00

Toughened glass as standard in the Contemporary Apex. This building comes with one side window each side as standard.

Ornate Handle & Hinges as Standard, Stainless Steel Butt Hinges & Modern Handle Extra £70.00

CONTEMPORARY VALENCIA



Toughened Glass £300.00 Extra on this Model

Delivered & Erected	8 WIDE	10 WIDE	12 WIDE
5 ft Deep	£1405.00	£1715.00	£1980.00
6 ft Deep	£1420.00	£1740.00	£1995.00
8 ft Deep	£1665.00	£2025.00	£2290.00
10 ft Deep	£1915.00	£2315.00	£2580.00
12 ft Deep	£2135.00	£2625.00	£2900.00
14 ft Deep	£2495.00	£3030.00	£3290.00
16 ft Deep	£2705.00	£3200.00	£3465.00
2'6" Verandah	£355.00	£475.00	£625.00

Horticultural Glass in this model. This building comes with one side window each side as standard .

Ornate Handle & Hinges as Standard, Stainless Steel Butt Hinges & Modern Handle Extra £70.00

CONTEMPORARY GEORGIAN



Toughened Glass £300.00 Extra on this Model

Ornate Handle & Hinges as Standard, Stainless Steel Butt Hinges & Modern Handle Extra £70.00

Horticultural Glass in this model. This building comes with one side window each side as standard. Extra side window £145.00

Delivered & Erected	8 WIDE	10 WIDE	12 WIDE
5 ft Deep	£1650.00	£2020.00	£2285.00
6 ft Deep	£1675.00	£2055.00	£2315.00
8 ft Deep	£1920.00	£2355.00	£2615.00
10 ft Deep	£2155.00	£2626.00	£2890.00
12 ft Deep	£2380.00	£2950.00	£3210.00
14 ft Deep	£2555.00	£3345.00	£3615.00
16 ft Deep	£2960.00	£3525.00	£3785.00
2'6" Verandah	£355.00	£475.00	£625.00

Prices on this page include delivery and installation

CONTEMPORARY PENT

POA = Larger pent sizes will be priced accordingly due to heavier framework being required



Delivered & Erected	8 WIDE	10 WIDE	12 WIDE
5 ft Deep	£1405.00	£1715.00	£1980.00
6 ft Deep	£1420.00	£1740.00	£1995.00
8 ft Deep	£1665.00	£2025.00	£2290.00
10 ft Deep	£1915.00	£2315.00	£2580.00
12 ft Deep	£2135.00	£2625.00	£2900.00
14 ft Deep	£2495.00	£3030.00	£3290.00
16 ft Deep	£2705.00	£3200.00	£3465.00

Extra side window £145.00, Ornate Handle & Hinges as Standard, Stainless Steel Butt Hinges & Modern Handle Extra £70.00

Toughened glass as standard in the Contemporary Pent. This building comes with one side window each side as standard.

CONTEMPORARY VALENCIA PENT



Delivered & Erected	8 WIDE	10 WIDE	12 WIDE
5 ft Deep	£1405.00	£1715.00	£1980.00
6 ft Deep	£1420.00	£1740.00	£1995.00
8 ft Deep	£1665.00	£2025.00	£2290.00
10 ft Deep	£1915.00	£2315.00	£2580.00
12 ft Deep	£2135.00	£2625.00	£2900.00
14 ft Deep	£2495.00	£3030.00	£3290.00
16 ft Deep	£2705.00	£3200.00	£3465.00

Horticultural Glass in this model. This building comes with one side window each side as standard .

Toughened Glass £300.00 Extra on this Model Extra side window £145.00

Ornate Handle & Hinges as Standard, Stainless Steel Butt Hinges & Modern Handle Extra £70.00

CONTEMPORARY GEORGIAN PENT



Delivered & Erected	8 WIDE	10 WIDE	12 WIDE
5 ft Deep	£1650.00	£2020.00	£2285.00
6 ft Deep	£1675.00	£2055.00	£2315.00
8 ft Deep	£1920.00	£2355.00	£2615.00
10 ft Deep	£2155.00	£2626.00	£2890.00
12 ft Deep	£2380.00	£2950.00	£3210.00
14 ft Deep	£2555.00	£3345.00	£3615.00
16 ft Deep	£2960.00	£3525.00	£3785.00

Toughened Glass £300.00 Extra on this Model Extra side window £145.00

Horticultural Glass in this model. This building comes with one side window each side as standard.

Ornate Handle & Hinges as Standard, Stainless Steel Butt Hinges & Modern Handle Extra £70.00

Penny Lane, HAYDOCK, Lancs. WA11 9SE

Telephone 01942 727759



Felt Tiles Shown are Optional Extra

Metropolitan **CONTEMPORARY** **Georgian Roundhouse**

SIZE	Eaves Height 6' = 1930mm, 8' = 1957mm Peak Height 6' = 2363mm, 8' = 2414mm	
6 ft	Delivered & Erected £1910.00	Felt Tile Roof + £375.00
8 ft	Delivered & Erected £2075.00	Felt Tile Roof + £450.00



Felt Tiles Shown are Optional Extra

Metropolitan **Leaded or Georgian Roundhouse**

Leaded		Georgian	
6 ft	Delivered & Erected £1540.00	6 ft	Delivered & Erected £1760.00
8 ft	Delivered & Erected £2025.00	8 ft	Delivered & Erected £2225.00

OPTIONAL EXTRAS

Extra Side Window	£ 120.00	Barrel Board	+ 25%
6' Felt Tile Roof	£375.00	8' Felt Tile Roof	£450.00



Metropolitan **Leaded & Georgian** **Cornerhouse**

Leaded			Georgian	
Delivered & Erected				
6 ft	£1565.00		6 ft	£1805.00
7 ft	£1805.00		7 ft	£2050.00
8 ft	£2050.00		8 ft	£2290.00

Available in Barrel Board Cladding + 25%



Leaded Windows

The Metropolitan Kendal

***With Simulated Slate
(Glass Fibre) Roof***

Leaded		Georgian	
Delivered & Erected			
6 x 8	£2070.00	6 x 8	£2165.00



Georgian Windows



CONTEMPORARY Metropolitan KENDAL

Delivered & Erected	
8 ft x 6 ft	£2355.00

Contemporary Kendal now has glass to floor

NO Opening Windows

This model comes with toughened glass as standard.



CONTEMPORARY GEORGIAN Metropolitan KENDAL

Delivered & Erected	
8 ft x 6 ft	£2555.00

Contemporary Kendal now has glass to floor

NO Opening Windows



Metropolitan CONTEMPORARY ROUNDHOUSE

Delivered & Erected			
6 ft	£1725.00	8 ft	£1905.00

6' Felt Tile Roof Extra £375.00.. 8' Felt Tile Roof Extra £450.00

This model comes with toughened glass as standard.

Grey Felt as Standard, Felt Tiles are Extra



The Kensington Summerhouse



SPECIFICATION

Sizes from 1.83mx3.05m (6x10)
to 3.66mx3.66m (12 x12).
Eaves height: 1.864m (73").
Ridge height:
8' width - 2.490m (98")
10' width - 2.570m (101").
12' width - 2.655m (104").
Double Doors - 1.790m x 0.717m.
Windows - 1.040m x 1.035m
Framing:
8' Width** - 38mm x 50mm
10' Width** - 38mm x 50mm
12' Width - 50mm x 50mm
Cladding - 12mm x 121mm (Finish).
(Nominal) Sizes are before machining.
(Finished) Sizes are after machining.

STANDARD FEATURES

Fully glazed georgian double doors
with antique hinges, ornate handle &
lever lock.
2 georgian fixed front windows (10' or
12' has 9 pane windows, 8' has 6
panes).
2 opening georgian side windows.
Roof canopy 1' / 300mm.
Side wings 1' / 300mm
Profiled fascias.
Free delivery within 15 miles of our
site
other areas priced on request.

**Standard cladding is Ship-Lap
Picture shows Log Lap Cladding**

OPTIONAL EXTRAS

19mm(Finish) Heavy Duty Cladding	+ 25%
19mm(Finish) Heavy Duty Flooring	1.92 sq ft
Heavy Duty Roof Felt	1.74 sq ft
2'6" Verandah on 8' Gable	£392.00
2'6" Verandah on 10' Gable	£510.00
** 50 x 50 (Nominal) Framing	+ 15%
15mm(Finish) Log Lap Cladding	+ 25%
Toughened Glass	POA
4' Verandah on 8' Gable	£631.00
4' Verandah on 10' Gable	£713.00
2'6" Verandah on 12' Gable	£680.00

SIZE D x W	ERECTED	Tanalised (15mm)	TIMBER BEARER (PerShed)
5 x 8	£2396.00	£2995.00	£48.00
6 x 8	£2458.00	£3072.00	£53.00
8 x 8	£2720.00	£3400.00	£68.00
10 x 8	£3054.00	£3817.00	£81.00
12 x 8	£3297.00	£4120.00	£95.00
14 x 8	£3608.00	£4510.00	£108.00
5 x 10	£2743.00	£3428.00	£57.00
6 x 10	£2808.00	£3510.00	£63.00
8 x 10	£3066.00	£3832.00	£81.00
10 x 10	£3400.00	£4250.00	£100.00
12 x 10	£3643.00	£4553.00	£116.00
14 x 10	£3954.00	£4942.00	£129.00
5 x 12	£3481.00	£4351.00	£78.00
6 x 12	£3567.00	£4460.00	£85.00
8 x 12	£3896.00	£4870.00	£95.00
10 x 12	£4314.00	£5392.00	£116.00
12 x 12	£4626.00	£5782.00	£137.00
14 x 12	£5025.00	£6281.00	£156.00
The above Prices include Installation			



The Windsor Summerhouse

SPECIFICATION

Sizes from 1.83mx3.05m (6x10)
to 3.66mx3.66m (12 x12).
Eaves height: 1.864m (73").
Ridge height:
10' width - 2.570m (101").
12' width - 2.655m (104").
Double Doors - 1.790m x 1.103m.
Bay window - 1.035m x 1.035m
Framing:
10' Width** - 38mm x 50mm (Nom)
12' Width 50mm x 50mm (Nom)
Cladding - 12mm x 125mm (Finish) .
(Nominal) Sizes are before machining.
(Finished) Sizes are after machining.

STANDARD FEATURES

Fully glazed georgian double doors
with antique hinges, ornate handle &
lever lock.
Georgian bay window.
2 opening georgian side windows.
Roof canopy 1' / 300mm.
Side wings 1' / 300mm
Profiled fascias.
Free delivery within 15 miles of our
site

OPTIONAL EXTRAS

19mm (Finish) H Duty Cladding	+ 25%
19mm (Finish) H Duty Flooring	£1.92 sq ft
Heavy Duty Roof Felt	£1.74 sq ft
** 50 x 50 (Nominal) Framing	+ 15%
15mm (Finish) Log Lap Cladding	+ 25%
Toughened Glass	POA

SIZE D x W	ERECTED	Tanalised (15mm)	TIMBER BEARERS (Per Shed)
5 x 10	£2693.00	£3366.00	£57.00
6 x 10	£2796.00	£3495.00	£63.00
8 x 10	£3177.00	£3971.00	£81.00
10 x 10	£3427.00	£4283.00	£100.00
12 x 10	£3627.00	£4533.00	£116.00
14 x 10	£3970.00	£4962.00	£129.00
5 x 12	£3419.00	£4273.00	£78.00
6 x 12	£3548.00	£4435.00	£85.00
8 x 12	£4032.00	£5040.00	£95.00
10 x 12	£4353.00	£5441.00	£116.00
12 x 12	£4607.00	£5758.00	£137.00
14 x 12	£5037.00	£6295.00	£156.00
The above Prices include Installation			

The Buckingham Summerhouse



SPECIFICATION

Sizes from 1.83mx1.83m (6x8)
to 3.66mx3.66m (12 x12).
Eaves height: 1.864m (73").
Ridge height:
8' width - 2.490m (98").
10' width - 2.570m (101").
12' width - 2.655m (104").
Door - 1.790m x 0.762m.
Door Windows - 1.040m x 0.717m.
Bay window - 1.035m x 1.035m.
Framing:
8' width ** - 38mm x 50mm (Nom).
10' width ** - 38mm x 50mm (Nom).
12' width - 50mm x 50mm (Nom).
Cladding - 16mm x 125mm. (Nom)
Cladding = 12mm x 121mm (Finish)

(Nominal) Sizes are before machining.
(Finished) Sizes are after machining.

STANDARD FEATURES

Fully glazed georgian door with
antique hinges, ornate handle &
lever lock.
Georgian bay window.
1 georgian top hung opening side
window.
Profiled facias.
Door drip.
Free delivery within 15 miles of our
site
other areas priced on request.

OPTIONAL EXTRAS

19mm (Finish) Heavy Duty Cladding + 25%
19mm (Finish) Heavy Duty Flooring 1.92 sq ft
Heavy Duty Roof Felt 1.74 sq ft
** 50 x 50 (Nominal) Framing + 15%
15mm (Finished) Log Lap Cladding + 25%
Toughened Glass POA

SIZE D x W	DELIVERED & ERECTED	Tanalised (15mm)	OPTIONAL TIMBER BEARERS (Per Shed)
8' Widths - Without Verandah			
5 x 8	£1896.00	£2370.00	£48.00
6 x 8	£1966.00	£2457.00	£53.00
8 x 8	£2350.00	£2937.00	£68.00
10 x 8	£2596.00	£3245.00	£81.00
12 x 8	£2835.00	£3543.00	£95.00
14 x 8	£3135.00	£3918.00	£156.00
2'6" Verandah	£392.00	£490.00	£30.00
4' Verandah	£631.00	£788.00	£38.00
10' Widths - Without Verandah			
5 x 10	£2249.00	£2811.00	£57.00
6 x 10	£2323.00	£2903.00	£63.00
8 x 10	£2704.00	£3380.00	£81.00
10 x 10	£2954.00	£3692.00	£100.00
12 x 10	£3150.00	£3937.00	£116.00
14 x 10	£3493.00	£4366.00	£129.00
2'6" Verandah	£510.00	£637.00	£35.00
4' Verandah	£713.00	£831.00	£42.00
12' Widths - Without Verandah			
5 x 12	£2856.00	£3570.00	£78.00
6 x 12	£2946.00	£3682.00	£85.00
8 x 12	£3438.00	£4297.00	£95.00
10 x 12	£3747.00	£4683.00	£116.00
12 x 12	£3997.00	£4993.00	£137.00
14 x 12	£4435.00	£5543.00	£156.00
2'6" Verandah	£680.00	£850.00	£42.00
4' Verandah	£886.00	£1107.00	£49.00
The above Prices include Installation			

The Balmoral Summerhouse



SPECIFICATION

Sizes from 1.83mx1.83m (6x8)
to 3.66mx3.66m (12 x12).
Eaves height: 1.864m (73").
Ridge height:
8' width - 2.490m (98").
10' width - 2.570m (101").
12' width - 2.655m (104").
Double Doors - 1.790m x 1.103m.
Framing:
8' width ** - 38mm x 50mm (Nom).
10' width ** - 38mm x 50mm (Nom).
12' width - 50mm x 50mm (Nom).
Cladding - 16mm x 125mm. (Nom)
Cladding = 12mm x 121mm (Finish)

(Nominal) Sizes are before machining.
(Finished) Sizes are after machining.

OPTIONAL EXTRAS

19mm (Finish) Heavy Duty Cladding + 25%
19mm (Finish) Heavy Duty Flooring 1.92 sq ft
Heavy Duty Roof Felt 1.74 sq ft
Extra Side Opening Window £ 74.00
** 50 x 50 Framing + 15%
15mm (Finished) Log Lap Cladding + 25%
Toughened Glass POA
Extra Side Fixed Window £ 44.00

STANDARD FEATURES

Half glazed joinery doors with an-
tique hinges, ornate handle & lever
lock.
4 front fixed windows.
Roof canopy 1' / 300mm
Profiled facias.
Free delivery within 15 miles of our
site
other areas priced on request.

SIZE D x W	DELIVERED & ERECTED	Tanalised (15mm)	OPTIONAL TIMBER BEARERS (Per Shed)
8' Widths - Without Verandah			
5 x 8	£1531.00	£1914.00	£48.00
6 x 8	£1616.00	£2020.00	£53.00
8 x 8	£1843.00	£2303.00	£68.00
10 x 8	£2219.00	£2774.00	£81.00
12 x 8	£2450.00	£3062.00	£95.00
14 x 8	£2770.00	£3462.00	£156.00
2'6" Verandah	£392.00	£490.00	£30.00
4' Verandah	£631.00	£788.00	£38.00
10' Widths - Without Verandah			
5 x 10	£1816.00	£2270.00	£40.00
6 x 10	£1962.00	£2452.00	£46.00
8 x 10	£2299.00	£2873.00	£58.00
10 x 10	£2566.00	£3207.00	£69.00
12 x 10	£2746.00	£3432.00	£86.00
14 x 10	£3116.00	£3895.00	£98.00
2'6" Verandah	£510.00	£637.00	£35.00
4' Verandah	£713.00	£891.00	£42.00
12' Widths - Without Verandah			
5 x 12	£2305.00	£2305.00	£78.00
6 x 12	£2489.00	£3111.00	£85.00
8 x 12	£2782.00	£3477.00	£95.00
10 x 12	£3263.00	£4078.00	£116.00
12 x 12	£3493.00	£4366.00	£137.00
14 x 12	£3911.00	£4888.00	£156.00
2'6" Verandah	£680.00	£850.00	£42.00
4' Verandah	£886.00	£1107.00	£49.00
The above Prices include Installation			

The Chatsworth Summerhouse



STANDARD FEATURES

Fully glazed georgian double doors with antique hinges, ornate handle & lock.
2 georgian front fixed windows. 2 opening georgian side windows.
Roof canopy 1' / 300mm, Profiled fascias.
Free delivery within 15 miles of our site other areas priced on request.

SPECIFICATION

Sizes from 1.83m x 1.83m (6x8) to 3.66m x 3.66m (12 x 12).
Eaves height: 1.838m (72").
Ridge height: 8' width - 2.466m (97"). 10' width - 2.580m (102").
12' width - 2.700m (106").
Double Doors - 1.790m x 1.103m. Framing - 38mm x 50mm (Nominal)
Cladding - 12mm x 121mm (Finish).

(Nominal) Sizes are before machining.
(Finished) Sizes are after machining.

OPTIONAL EXTRAS

19mm (Finish) Heavy Duty Cladding	+ 25%
19mm (Finish) Heavy Duty Flooring	1.92 sq ft
Heavy Duty Roof Felt	1.74sq ft
** 50 x 50 (Nominal) Framing	+ 15%
15mm (Finished) Log Lap Cladding	+ 25%
Toughened Glass	POA

SIZE D x W	Delivered & Erected	Tanalised (15mm) (Finished)	OPTIONAL TIMBER BEARERS (Per Shed)
8' Widths - Without Verandah			
5 x 8	£2003.00	£2503.00	£48.00
6 x 8	£2076.00	£2595.00	£53.00
8 x 8	£2458.00	£3072.00	£68.00
10 x 8	£2700.00	£3375.00	£81.00
12 x 8	£2927.00	£3658.00	£95.00
14 x 8	£3223.00	£4028.00	£156.00
2'6" Verandah	£392.00	£490.00	£30.00
4' Verandah	£631.00	£788.00	£38.00
10' Widths - Without Verandah			
5 x 10	£2362.00	£2952.00	£57.00
6 x 10	£2434.00	£3042.00	£63.00
8 x 10	£2799.00	£3498.00	£81.00
10 x 10	£3043.00	£3803.00	£100.00
12 x 10	£3237.00	£4046.00	£116.00
14 x 10	£3566.00	£4457.00	£129.00
2'6" Verandah	£510.00	£637.00	£35.00
4' Verandah	£713.00	£891.00	£42.00
12' Widths - Without Verandah			
5 x 12	£2999.00	£3748.00	£78.00
6 x 12	£3091.00	£3863.00	£85.00
8 x 12	£3556.00	£4445.00	£95.00
10 x 12	£3864.00	£4830.00	£116.00
12 x 12	£4107.00	£5133.00	£137.00
14 x 12	£4525.00	£5656.00	£156.00
2'6" Verandah	£680.00	£850.00	£42.00
4' Verandah	£886.00	£1107.00	£49.00
The above Prices include Installation			



The Ascot Summerhouse



STANDARD FEATURES

Fully glazed plain glass double doors with antique hinges, ornate handle & lock.
2 plain, full length front fixed windows. 2 side fixed plain full length windows.
Roof canopy 1' / 305mm, Profiled fascias.
Free delivery within 15 miles of our site other areas priced on request.

SPECIFICATION

Sizes from 1.83m x 2.44m (6x8) to 3.66m x 3.66m (12 x12).
Eaves height: 1.838m (72"). Ridge height:
8' width - 2.466m (97"), 10' width - 2.580m (102"). 12' width - 2.700m (106").
Double Doors - 1.790m x 1.103m. Framing - 38mm x 50mm (Nominal)
Cladding - 12mm x 121mm.(Finished) = 16mm x 121mm (Nominal),

(Nominal) Sizes are before machining.

(Finished) Sizes are after machining.

OPTIONAL EXTRAS

19mm (Finish) Heavy Duty Cladding	+ 25%
19mm (Finish) Heavy Duty Flooring	1.92 sq ft
Heavy Duty Roof Felt	1.74sq ft
** 50 x 50 (Nominal) Framing	+ 15%
15mm (Finished) Log Lap Cladding	+ 25%
Toughened Glass	POA

SIZE D x W	Delivered & Erected	Tanalised (15mm) (Finished)	OPTIONAL TIMBER BEARERS (Per Shed)
8' Widths - Without Verandah			
5 x 8	£1814.00	£2268.00	£48.00
6 x 8	£1877.00	£2346.00	£53.00
8 x 8	£2251.00	£2814.00	£68.00
10 x 8	£2500.00	£3125.00	£81.00
12 x 8	£2725.00	£3406.00	£95.00
14 x 8	£3003.00	£3754.00	£156.00
2'6" Verandah	£392.00	£490.00	£30.00
4' Verandah	£631.00	£788.00	£38.00
10' Widths - Without Verandah			
5 x 10	£2167.00	£2709.00	£57.00
6 x 10	£2236.00	£2795.00	£63.00
8 x 10	£2602.00	£3253.00	£81.00
10 x 10	£2844.00	£3555.00	£100.00
12 x 10	£3040.00	£3800.00	£116.00
14 x 10	£3367.00	£4209.00	£129.00
2'6" Verandah	£510.00	£637.00	£35.00
4' Verandah	£713.00	£891.00	£42.00
12' Widths - Without Verandah			
5 x 12	£2802.00	£3503.00	£78.00
6 x 12	£2892.00	£3615.00	£85.00
8 x 12	£3357.00	£4196.00	£95.00
10 x 12	£3666.00	£4583.00	£116.00
12 x 12	£3908.00	£4885.00	£137.00
14 x 12	£4326.00	£5408.00	£156.00
2'6" Verandah	£680.00	£850.00	£42.00
4' Verandah	£886.00	£1107.00	£49.00
The above Prices include Installation			



The Summer Cabin



SPECIFICATION

Sizes from 1.52m x 2.13m (5x7) to 2.44m x 3.05m (8 x 10).
Eaves height: 1.685m (66"). Ridge height: 6' width - 2.160m (85").
7' width - 2.270m (89"). 8' width - 2.280 (90"). 10' width - 2.370 (93")
Door - 1.775m x 0.762m.
Framing - 38mm x 50mm (Nominal), Cladding - 12mm(Finish) x 121mm.

STANDARD FEATURES

Stable door with antique hinges. 4 diamond leaded fixed windows.
Rim lock & knob handle, Roof canopy 1' / 300mm, Profiled fascias.
*Free delivery within 15 miles of our site other areas priced on request.

(Nominal) Sizes are before machining.

(Finished) Sizes are after machining.



SIZE D x W	ERECTED	Tanalised (15mm) (Finish)	OPTIONAL TIMBER BEARERS (Per Shed)
8' Widths - Without Verandah			
5 x 8	£1382.00	£1728.00	£48.00
6 x 8	£1439.00	£1799.00	£53.00
8 x 8	£1666.00	£2083.00	£68.00
10 x 8	£1989.00	£2486.00	£81.00
12 x 8	£2313.00	£2891.00	£95.00
14 x 8	£2637.00	£3296.00	£156.00
2'6" Verandah	£392.00	£490.00	£30.00
4' Verandah	£631.00	£788.00	£38.00
10' Widths - Without Verandah			
5 x 10	£1651.00	£2064.00	£57.00
6 x 10	£1739.00	£2174.00	£63.00
8 x 10	£2088.00	£2610.00	£81.00
10 x 10	£2438.00	£3048.00	£100.00
12 x 10	£2788.00	£3485.00	£116.00
14 x 10	£3125.00	£3906.00	£129.00
2'6" Verandah	£510.00	£637.00	£35.00
4' Verandah	£713.00	£891.00	£42.00

OPTIONAL EXTRAS as for 'The Chatsworth'



The Althorpe

SIZE D x W	Delivered & Erected	Tanalised (15mm)	TIMBER BEARERS (Per Shed)
5 x 7	£1462.00	£1827.00	£36.00
7 x 7	£1708.00	£2135.00	£54.00
2'6" Verandah	360	£450.00	£30.00
4' Verandah	575	£719.00	£38.00

OPTIONAL EXTRAS

Opening Window (each) £ 223.00 Sq. Or Dia. Leaded Glass (per pane) £ 96.00

The Pavillion

SIZE D x W	Delivered & Erected	Tanalised (15mm)	TIMBER BEARERS (Per Shed)
6 x 8	£2375.00	£2969.00	£53.00
6 x 10	£2735.00	£3419.00	£63.00
6 x 12	£3050.00	£3813.00	£85.00
6 x 14	£3443.00	£4304.00	£95.00
8 x 8	£2758.00	£3448.00	£68.00
8 x 10	£3077.00	£3846.00	£81.00
8 x 12	£3420.00	£4275.00	£95.00
8 x 14	£3808.00	£4760.00	£108.00

STANDARD FEATURES

Georgian double doors, antique hinges, ornate handle & lock.
2 Georgian top hung 12 pane opening side windows.
2 front fixed Georgian windows. Roof canopy 485mm wide.
Fully tiled in Red or Green foffing felt (PLEASE SPECIFY).
Profiled fascia boards. Other options available - please ask



SPECIFICATION

Sizes from 2.44m x 1.83m (8 x 6) up to 3.05m x 2.44 (10 x 8)
Eaves height: 1.950m (77").
Ridge height: 2.170m (88").
Double Door - 1.790m x 1.1033m.
Windows 1.360m x 0.718m
Framing - 38mm x 50mm
Cladding - 16mm x 125mm.OPTIONAL EXTRAS



The Wentworth



SIZE D x W	Delivered & Erected	Tanalised (15mm)	TIMBER BEARERS (Per Shed)
10 x 10	£3513.00	£4391.00	£100.00
12 x 10	£3985.00	£4981.00	£116.00
14 x 10	£4509.00	£5636.00	£129.00
16 x 10	£4947.00	£6184.00	£149.00
8 x 12	£3614.00	£4518.00	£95.00
10 x 12	£3864.00	£4830.00	£116.00
12 x 12	£4392.00	£5490.00	£137.00
14 x 12	£5037.00	£6296.00	£156.00
16 x 12	£5681.00	£7101.00	£176.00

STANDARD FEATURES

Georgian double doors, antique hinges, ornate handle & lock.
2 Georgian top hung opening side windows.
2 front fixed Georgian windows.
4' Verandah with plant boxes and side wings.
Profiled fascia and verandah boardboards.
Other options available - please ask.



SPECIFICATION

Sizes from 3.05m x 3.05m (10x10) up to 4.87m x 3.66m (16 x 12)
Eaves height: 1.854m (73").
Ridge height: 10' width 2.560m (101").
Ridge height: 12' width 2.645m (104")
Double Door - 1.790m x 1.510m.
Windows 1.040m x 0.717m & 1.010m x 0.475m
Framing - 50mm x 50mm. Cladding - 16mm x 125mm.

The Blenheim Corner House

STANDARD FEATURES	OPTIONS AVAILABLE
Fully glazed Georgian double doors	Diamond Leaded or Square Leaded glazing or plain glazing
Antique Hinges	22mm Premier Cladding
Ornate handle with lever lock	22mm Heavy Duty floor boards
2 top hung side windows	19mm Loglap
Door drip	50mm x 50mm Framing
3' Verandah with overhang	75mm x 50mm Framing
Roof boarded on underside of verandah	Toughened glass
	Felt options
SPECIFICATIONS	Profiled Fascia boards
Sizes available from 9ft x 9ft to 11ft x 11ft	Without upright supports
Eaves Height 2260mm / 89"	
Ridge Height 2410mm / 95"	
Doors 1790mm x 1103mm	
Windows either side of door 6 pane on 9ft x 9ft, 9 pane on 10ft x 10ft & 11ft x 11ft	
Framing 38mm x 50mm	
Cladding 16mm x 125mm	

ALL TIMBER BUILDINGS

(Including Tanalised / Pressure Treated) Require an Application of a Suitable Oil or Spirit Based Wood Preservative (To Protect Against Rot, Insect Infestation, Water Penetration and Sun Damage Etc) This Must Be Done as Soon as Possible After Delivery and Annually Thereafter.

SIZE	GEORGIAN OR LEADED
Delivered & Erected	
9 x 9	£ 2625.00
10 x 10	£ 2963.00
11 x 11	£ 3378.00



The Dual Pent Summerhouse



10ft deep gables				STANDARD	LOGLAP	
8	x	10	depth	£3500.00	£4375.00	(8 X 4 SHED)
10	x	10	depth	£3823.00	£4779.00	(10 X 4 SHED)
12	x	10	depth	£4127.00	£5159.00	(12 X 4 SHED)
14	x	10	depth	£4554.00	£5693.00	(14 X 4 SHED)
16	x	10	depth	£4981.00	£6226.00	(16 X 4 SHED)

12ft deep gables				STANDARD	LOGLAP	
8	x	12	depth	£4216.00	£5270.00	(8 X 4 SHED)
10	x	12	depth	£4604.00	£5755.00	(10 X 4 SHED)
12	x	12	depth	£4951.00	£6189.00	(12 X 4 SHED)
14	x	12	depth	£5462.00	£6828.00	(14 X 4 SHED)
16	x	12	depth	£5974.00	£7468.00	(16 X 4 SHED)

OPTIONAL VERANDA AND ROOF CANOPY INCLUDING RETURN FRONT RAIL

	Depth 2ft 6"	Depth 4ft
8ft Front	£563.00	£806.00
10ft Front	£745.00	£988.00
12ft Front	£947.00	£1231.00
14ft Front	£1109.00	£1433.00
16ft Front	£1312.00	£1676.00

Standard Features	Specifications
Half glazed arch top double doors with antique hinges, ornate handle & lever lock	Sizes from: 1.83m x 2.44m (6' x 8') to 4.87m x 4.87m (16' x 16')
2 Arch top fixed front windows	Eaves ht. 76" / 1937mm Ridge ht. 85" / 2153mm
2 Arch top opening side windows	Security door 1867mm x 908mm fully framed & braced in 50mm x 50mm framing (Nom)
Intergrated 4' storage room with side access by security door	Double doors 1780mm x 1512mm (10' and above) 1780mm x 1103mm (8')
Galvanised bolted hinges & padbolt protector to side access door	Front windows 445mm x 1010mm Side windows 1040mm x 717mm
Profiled Fascias	Framing (Nom) 38mm x 50mm Cladding (Nom) 16mm x 121mm

Options: 22mm (Nom) = 18mm (Finish) Premier cladding, 19mm (Nom) Log Lap cladding, 22mm (Nom) Floor boards, 2'6" Verandah with fully tiled canopy in a choice of red, slate or green shingles.
Toughened glass, choice of Georgian, diamond lead, or square lead glazing.
(Nominal) Sizes are before machining. (Finished) Sizes are after machining.



The Athena Arbour.

1104 mm wide x 600 mm deep (overall including roof overhangs). 1980 mm peak height. 1500 mm interior clear height (to top of posts). Seat width 804 mm. Base size 905 mm wide x 505 mm deep. Weight = 28 kg.

Price = £193.00 Delivered only.

The Cassandra Arbour.

1250 mm wide x 600 mm deep (overall including roof overhangs). 1913 mm peak height. 1500 mm Interior clear height (to top of posts). Seat width 1110 mm. Base size 1076 mm wide x 546 mm deep. Weight = 45 kg.

Price = £240.00 Delivered only.



The Artemis Arbour.

1567 mm wide x 686 mm deep (overall including roof overhangs). 2041 mm peak height. 1600 mm Interior clear height (to top of posts). Seat width 960 mm. Base size 1250 mm wide x 600 mm deep. Weight = 55 kg.

Price = £305.00 Delivered only.

The Poseidon Swing seat.

1786 mm wide x 800 mm deep (overall including roof overhangs). 1951 mm peak height. 1763 mm Interior height (to top of posts). Seat width 1260 mm. Base size 1570 mm wide x 750 mm deep. Weight = 70 kg.


Price = £431.00 Delivered only.



The Atlas Arch.

1883 mm wide x 580 mm deep (overall including roof overhangs). 2866 mm peak height (500 mm inserts into ground). 2379 mm post height (50 mm x 70 mm posts). Base size 1586 mm wide x 580 mm deep. Clear width between posts 1486 mm. Weight = 25 kg.

Price = £193.00 Delivered only.





Tanalised Treated Timber PRESERVATIVE TREATMENT PROCESS

What is it ?

Treated timber is highly versatile. It is used extensively both inside and outside houses, commercial buildings, in landscaping and garden buildings.

Treatment is carried out by impregnation of the timber, under vacuum and pressure. After treatment and re-drying the tanalised preservative becomes substantially part of the cellular structure of the timber. It can not be removed by weathering, rain, wetting, soaking or scrubbing. The treatment can never be washed out.

Painting, Staining, Weathering.

Dry Tanalised treated timber **Should** and can be painted or stained in the same manner as untreated timber.

More Price Lists Available To Scan & Download

Scan The QR
Code
To Download
Price Lists



Log Cabins



Play Dens



Sheds



Clayton
Garages



Hanson
Garages



Greenhouses



Kennels
& Runs